

Finding Target Reports in the Smarter Reporting System

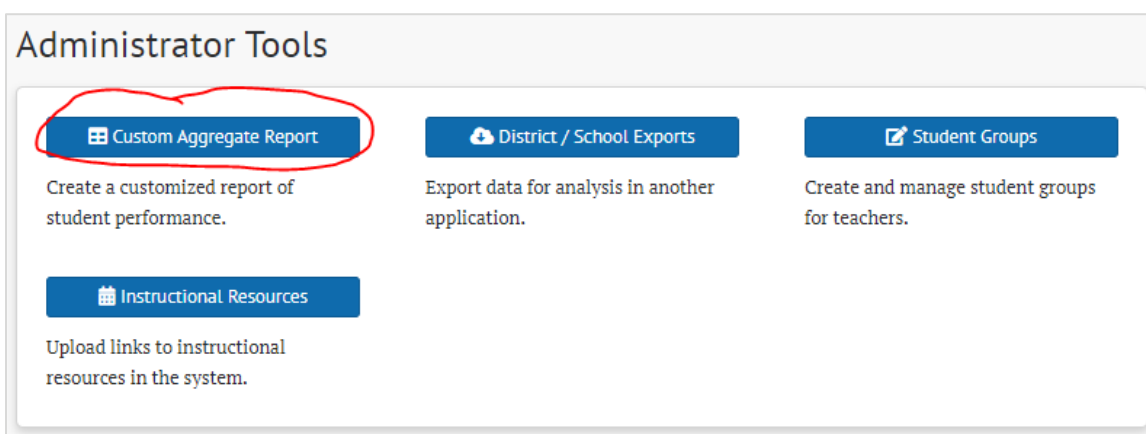
Introduction

Target Reports are available in two different locations of the Smarter Reporting System (SRS) depending on the role of user.

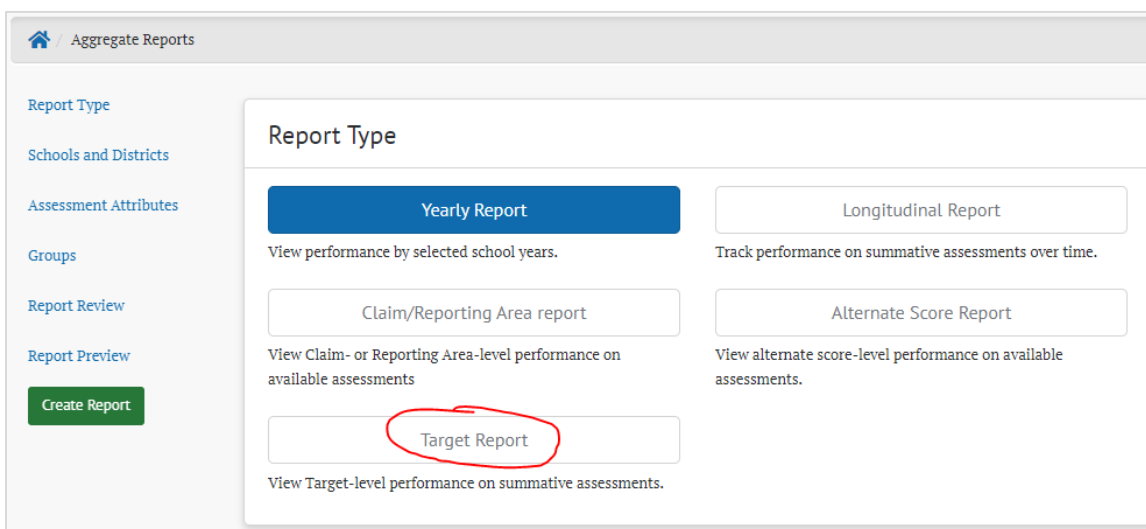
District and School Level Users

Users who have access to the Administrator Tools can access Target Reports from the Custom Aggregate Report area of the SRS.

1. From the SRS home page, select the *Custom Aggregate Report*.



2. Select the *Target Report*.



- Then make the other selections needed on the screen like school, subject, assessment grade, and academic year (This video about the [Custom Aggregate reports](#) may be helpful.)

Report Type

Report Type

Target Report

Groups

Groups

None

Schools and Districts

Schools and Districts

Sample District

Assessment Attributes

Assessment Type

Summative

Subject

Math

Assessment Grade

10

Academic Year

2022-23

Validity

Valid

Completeness

Complete

Report Name

Math Targets g10

Create Report

- Give the report a name in the Report Name box (this example says "Math Target g10"). This will help you find the report later in the My Reports area, so you do not have to repeatedly create it.
- Select the green *Create Report* button.
- The Target Report will then generate on a new screen.

Summative Math Export

Average Scale Score and Error Band

2652 ± 7

Number of Test Results

384 Results

Column Order

Claim/Reporting Area

Target

Group

0 empty rows

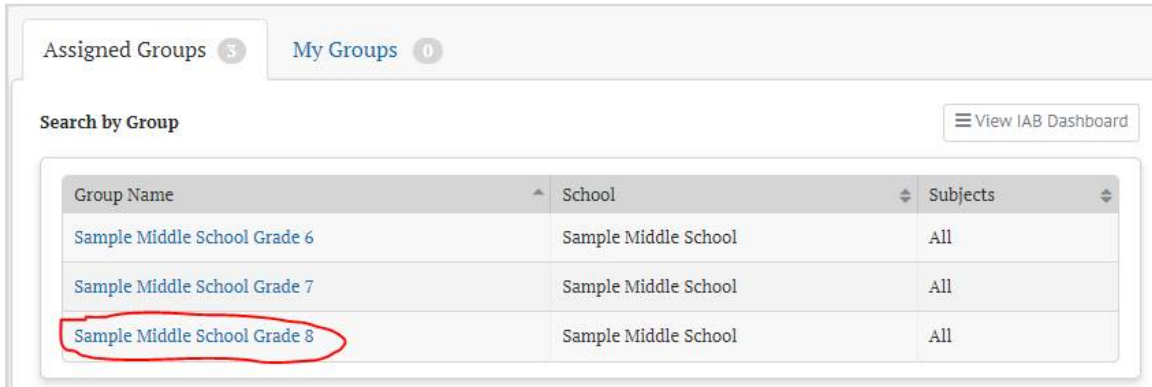
Show Hide

Claim	Target	Group	Students Tested	Performance Relative to Entire Test	Performance Relative to Level 3 (Level 3)
	Target H Understand solving equations as a process of reasoning and explain the reasoning.	Overall	384	Similar	Above
	Target I Solve equations and inequalities in one variable.	Overall	384	Worse	Below
	Target J Represent and solve equations and inequalities graphically.	Overall	384	Worse	Above
	Target K Understand the concept of a function and use function notation.	Overall	384	Similar	Above
	Target L Interpret functions that arise in applications in terms of a context.	Overall	384	Better	Near
	Target M Analyze functions using different representations.	Overall	384	Similar	Above
	Target N Build a function that models a relationship between two quantities.	Overall	384	Better	Above

Teachers and others with Assigned Groups

Users who have groups of students assigned to them can access Target Reports from their Groups screen.

1. From the SRS home page click on a group name in the Assigned Groups tab.

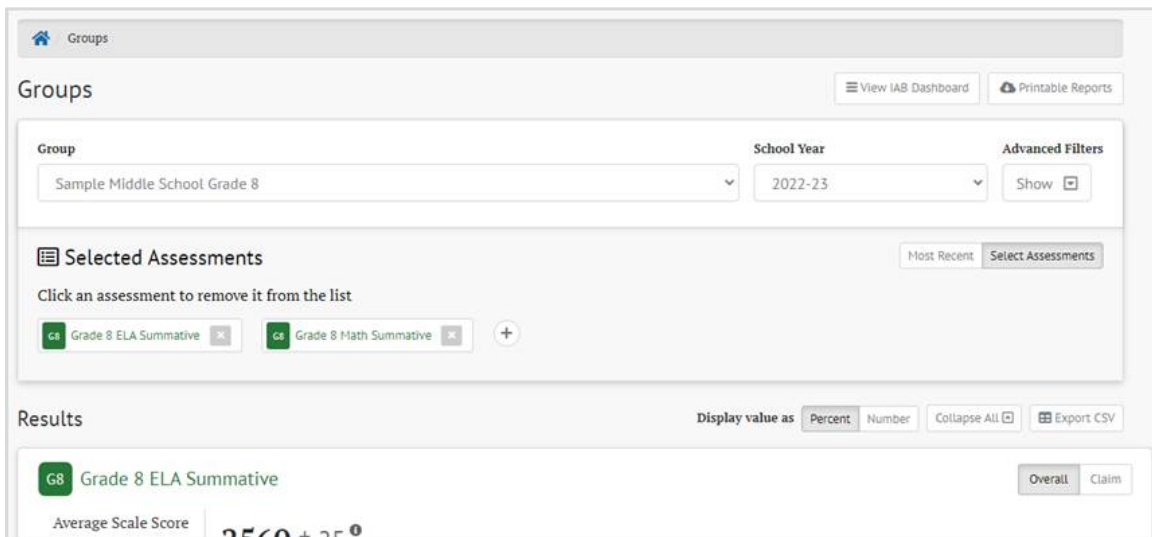


Assigned Groups 3 My Groups 0

Search by Group [View IAB Dashboard](#)

Group Name	School	Subjects
Sample Middle School Grade 6	Sample Middle School	All
Sample Middle School Grade 7	Sample Middle School	All
Sample Middle School Grade 8	Sample Middle School	All

2. On the Groups screen pick a summative test.



Groups [View IAB Dashboard](#) [Printable Reports](#)

Group: [Sample Middle School Grade 8](#) School Year: [2022-23](#) [Advanced Filters](#) [Show](#)

Selected Assessments [Most Recent](#) [Select Assessments](#)

Click an assessment to remove it from the list

[G8 Grade 8 ELA Summative](#) [G8 Grade 8 Math Summative](#) [+](#)

Results [Display value as](#) [Percent](#) [Number](#) [Collapse All](#) [Export CSV](#)

[G8](#) [Grade 8 ELA Summative](#) [Overall](#) [Claim](#)

Average Scale Score **2560 + 250**

- Then scroll down to the list of student results and in the *Select a results view* drop-down, pick Target Report.

Results Display value as Percent Number Collapse All Export CSV

G8 Grade 8 ELA Summative Overall Claim

Average Scale Score for 93 results **2560 ± 25^o**

Student Score Distribution

Level	Percentage
Level 4	37%
Level 3	11%
Level 2	17%
Level 1	35%

Hide Results ^

Select a results view

Results By Student ^

Results By Student

Writing Trait Scores

Target Report

Date	Session	Enrolled Grade	School	Status	Achievement Level	Scale Score / Error Band
May 9, 2023	WIL-3070	G8	Sample Middle School		Level 2	2563 ± 110
May 9, 2023	BRO-3234	G8	Sample Middle School		Level 4	2809 ± 59

- The Target Report for the group will then display:

Level 1 35% Hide Results ^

Select a results view

Target Report ^ Export Groups

Assessment target scores based on fewer than 50 students may be less reliable and will have fewer unique items contributing to the overall target summary.

Claim	Target	Group	Students Tested	Performance Relative to Entire Test	Performance Relative to Level 3 (Level 3)
Reading Literary Text	Target 1 KEY DETAILS: Given an inference or conclusion, use explicit details and implicit information from the text to support the inference or conclusion provided.	Overall	93	Similar	Near
	Target 2 CENTRAL IDEAS: Determine a theme or central idea from evidence in the text, or provide an objective summary of the text.	Overall	93	Worse	Near
	Target 3 WORD MEANINGS: Determine intended or precise meanings of words, including academic/tier 2 words, domain specific (tier 3) words, and words with multiple meanings, based on context, word relationships (e.g., connotations, denotations), word structure (e.g., common Greek or Latin roots, affixes), or use of reference materials (e.g., dictionary), with primary focus on determining meaning based on context and the	Overall	93	Better	Near